

CREATIVE MODELS AUSTRALIA

PO BOX 604 Engadine, Sydney, NSW, Australia 2233.

Phone: 02 9520 9364 Fax: 02 9520 9364

Website: www.creativemodels.com.au - Forum: www.creativemodelsaustralia.com
sales@creativemodelsaustralia.com

JANUARY NEWSLETTER 2009

VOLUME: 1
ISSUE: 1
PAGE 1

IN THIS MONTHS ISSUE

IN BRIEF
WEBSITE UPDATES
FEATURED PRODUCTS
NEW IN STOCK
GALLERY

IN BRIEF

Welcome to the very first and long overdue Creative Models Australia Newsletter.

This newsletter will be a monthly publication. As you have seen, you will receive an email with a link notifying you that the newsletter has been released.

The advantages for all subscribers is that you will have access to the newsletter 2 weeks prior to it being posted on our site.

The aim of the newsletter is to be as informative as possible, bringing you all the very latest in company and product news, new releases and manufacturers, website updates, ordering and pre release purchasing dates, hints and tips, readers gallery, competitions, reviews, featured products and more.

As you can imagine we can't do all of this in one go straight up, and as such, will see this newsletter grow with each issue.

We will also be experimenting with layout design, colours and functions, so feel free to email us, and let us know what you do and don't like and any ideas, thoughts, and comments you have.

Looking forward to doing some great modelling and business together.

Glen Burns

WEBSITE NEWS

For those of you that have been visiting our site I am sure have already seen some changes made as to when we first launched our company.

We have many updates and functions that we will be incorporating into our site, and this is where you will hear all about it, unless you've already been on our site and seen them!

The first major update on the website has been the building of our e-commerce store and the very big data base which goes along with it. Although not up and running as of yet, it will only be a matter of a week or two before it is there and functioning, something I am sure both you and me are really looking forward to.

The database contains over 15,000 products, prices, photos and stock availability. This is one big job to do.

You may have noticed that nearly all of the PDF's have now gone, as these were a temporary measure for pricing. The layout you see now, will form the basis of our ecommerce store.

The next major component is getting all of the product pictures up and in place.

CMA FORUM

We now have our very own forum!

We have decided that a forum is not only a great way for us to market our company and products to you, but also keeps you up to date with the very latest news, products and info, and also creates a great modelling community.

The forum can be accessed from our site, and will contain as much info and news and items as we can put in. Looking forward to reading all of your posts. The forum address is:

www.creativemodelsaustralia.com

READERS INPUT

We are asking all of our readers and customers to submit material for the newsletter. Why you ask? Because we want to hear your feedback, And we are sure that there are many modellers out there that would like to hear it as well.

If you would like to submit to us, and have your articles and photos published, this is what we are after:

- Product Reviews
- Hints and Tips
- Photos of your models using our products, both in the build and finished stages.
- Anything else that you think should be included in the newsletter

We are really looking forward to seeing what you send in.

CREATIVE MODELS AUSTRALIA

PO BOX 604 Engadine, Sydney, NSW, Australia, 2233.

Phone: 02 9520 9364 Fax: 02 9520 9364

Website: www.creativemodels.com.au - Forum: www.creativemodelsaustralia.com
sales@creativemodelsaustralia.com

JANUARY NEWSLETTER 2009

VOLUME: 1
ISSUE: 1
PAGE 2

KANCALI

Creative Models Australia are proud to announce that we are the exclusive agents for Kancali latex products. Kancali produce some beautiful cobblestone and brickwork street sections moulded in thin latex, as well as a latex mould set for you to mould your own building and brick rubble. We have all products in stock now.

TASCA

CMA are now distributing Tasca along with its associated manufacturers, Adlers Nest, Shinsengumi Camouflage Decals, Kamizukuri Laser cut Fiolage. We currently have all of the Tasca products in stock.

CMA FORUM

We now have our very own forum!

We have decided that a forum is not only a great way for us to market our company and products to you, but also keeps you up to date with the very latest news, products and info, and also creates a great modelling community.

The forum can be accessed from our site, and will contain as much info and news and items as we can put in. Looking forward to reading all of your posts.

SCALE LASER SERVICE

Scale Laser Services manufacture wooden road signs, boxes and shipping crates etc out of laser cut wood. These products are beautifully made, and also include very fine engraving, such as the German eagles crest, with some boxes containing white metal shells, and guns. They are made in 1/6, 1/16, 1/35, 1/48 and 1/72 scales. It is also not just military products, but in the 1/48 and 1/72 scales there are also a lot of aircraft subjects such as hangers, control towers, fences etc.

We have the full range of 1/35 products in stock now.

COBRA COMPANY

Unfortunately it is our regret to say that we will no longer be dealing with Cobra Company. Cobra Company product listings have been removed from our site, and all orders have been cancelled.

This is due to Cobra Company, no longer wishing to deal with anyone in Australia or New Zealand, being distributors, dealers, and personal retail customers.

This is something that they have been known to do previously, and we were very excited when we reached a distributorship agreement with them.

At the time of Cobra Company making this decision, we had an order in place with them, which they supposedly lost, and have refused to honour.

For those of you that have ordered and/or paid for Cobra Company products, you have received a more detailed email explaining this, and also offering full refunds, credits or change of orders.

We do apologise for this, but it was totally out of our control.

BATTALION 08

We were able to attend Battalion 08 recently, with this being the only show we attended and sponsored for 2008. It was a great show to be at, with some beautiful models, certainly on par with international standards, and was well run.

Not only did we do some great trading on the day, but it was really good to meet some of our customers, as well as make some new ones.

We are planning on attending as many shows and clubs as we can this year, as we have some great products to show to you all.

PANZERSHOP

CMA are very pleased to announce that we are the new exclusive distributors of Panzer Shop products throughout Australia and New Zealand.

Panzer Shop consists of the following manufacturers:

PanzerShop
Katana
Eagle CZ
JP Hobby
CZ Kolinec

Panzer Shop produce some very exquisite, strange and very interesting models in 1/35th, that are not manufactured by anyone else. Price listing is now up, and photos will soon follow.

CREATIVE MODELS AUSTRALIA

PO BOX 604 Engadine, Sydney, NSW, Australia, 2233.

Phone: 02 9520 9364 Fax: 02 9520 9364

Website: www.creativemodels.com.au - Forum: www.creativemodelsaustralia.com
sales@creativemodelsaustralia.com

JANUARY NEWSLETTER 2009

VOLUME: 1
ISSUE: 1
PAGE 3

FEATURED PRODUCT



NEW RELEASE



RM 043

This German WWII Naval Mine will compliment any 1/35 naval scene. Whether it be on Italeri's new 1/35 Schnellboot, on a dockside diorama, or U Models naval vessels, this mine will command authority.

GERMAN NAVAL MINE



RM 043

Imagine a dockside dio, with this mine being loaded on-board? How bout a PTB crew-clearing it from the water? The Schnellboot dropping a few into the ocean or just on board and ready to go?

NEW RELEASE



RM 043

BARBED WIRE



RM 013

This is the most realistic barbed wire you will ever use on any tank or dio. No more barbed wire that looks like razor wire. This barbed wire, suitable for 1/35 is manufactured from twin wire twisted together, with the barbs inserted and twisted. Why does it look so realistic when it's used? Because it is manufactured the way it should be!!!!

GERMAN 200L



RM 039

Coming in a pack of six (6) these solid resin 200 Litre German fuel drums are perfect to be used with any German dio, or for stowage. These fuel drums not only feature a clean mould, but also finely moulded "stamped" lids.

STEEL PICKETS



RM 040

These steel pickets have been designed to be used with the above barbed wire. They can be used for fencing and entanglements in an upright position or flattened by a tank! How about having them stored on a 6x4 with a few rolls of barbed wire ready to be laid out?

TOW CABLES



RM 026

These tow cables are manufactured from braided copper wire with resin eyelets. They suit a variety of AFV's, both Allied and Axis, and are also available in generic sets as well. Pictured here is the Panzer II set.

CREATIVE MODELS AUSTRALIA

PO BOX 604 Engadine, Sydney, NSW, Australia 2233.

Phone: 02 9520 9364 Fax: 02 9520 9364

Website: www.creativemodels.com.au - Forum: www.creativemodelsaustralia.com

sales@creativemodelsaustralia.com

JANUARY NEWSLETTER 2009

VOLUME: 1
ISSUE: 1
PAGE 4

FEATURED PRODUCTS




SM1960
HORIZONTAL
CHECKERBOARD

SM 1974
LEOPARD

SM 1975
ZEBRA

SM 1980
MEXICAN BLANKETS 2

SM 1977
COWHIDE



\$16.30RRP

\$16.30RRP

\$16.30RRP

\$16.30RRP

\$16.30RRP

Scale Motorsport Upholstery Pattern Decals are capable of moulding and conforming to any surface contour including the old standby tuck n roll. Think of our Upholstery Pattern Decals as "Clear Pattern Overlays". The white areas of each pattern are actually clear decal film that allows whatever colour you've painted the seats, door panels, headliner, or trunk liner to show through, becoming a part of a complete textiled surface. No more messy, unsafe flocking to deal with. Get The Flock Outa There and put real detail in there with Scale Motorsport's Upholstery Pattern Decals.





SM 1000
CF BLACK/PWETER

SM 1000
CF BLACK.BRONZE

SM 1000
CF BLACK/AMBER

SM 1000
CF BLUE METALLIC

SM 1000
CK BLACK/AMBER



\$16.30 RRP

\$16.30RRP

\$16.30RRP

\$16.30RRP

\$16.30RRP

Sold as single sheets from 1:12 to 1:43, each measuring 4-3/4 x 7-1/2 inches, Scale Motorsport Composite Fibre Decals in twill or plain weave replicate the materials used in race cars beginning in the early 1980s. Not just used in Formula I cars anymore, composite fibre can be found extensively throughout all modern day race cars, street rods, Asian and Euro Tuners and the family sedan too!

Carbon Fiber Black on Pewter or Black on Bronze is generally used to form body, chassis, and interior cockpit components. Carbon Kevlar is generally used to form brake ducting and chassis components. Kevlar is used on components that require additional puncture-proof qualities such as fuel cells and chassis components.

CREATIVE MODELS AUSTRALIA

PO BOX 604 Engadine, Sydney, NSW, Australia 2233.

Phone: 02 9520 9364 Fax: 02 9520 9364

Website: www.creativemodels.com.au - Forum: www.creativemodelsaustralia.com

sales@creativemodelsaustralia.com

JULY NEWSLETTER 2008

VOLUME: 1
ISSUE: 1
PAGE 5

NEW IN STOCK

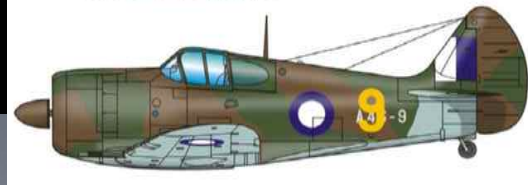
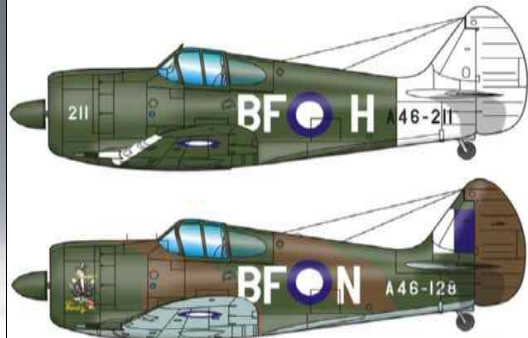
tasca



SCALE LASER SERVICES




35—L27
U.S. Medium Tank M4A1 Sherman Direct Vision Type



Hawker Fury I, K3736,
5 Flying Training School,
Sealand, 1938.

Overall trainer yellow
with polished metal
panels.
Red wheel covers.



REFERENCE:
Wings of Silver,
The Silver Years
of the RAF 1919-1939.



35014
British Army Sherman 2 Direct Vision Type,
“El Alamein” 1942



35015
M4 Sherman VVSS Suspension set C “Initial”

PLUS

In stock now is:
The full range of Super Masks in 1/24
scale, 1/16 & 1/35
The full range of Mini Masks in 1/72
A wide selection of masks in Super,
maxi and Mini in all scales.

CREATIVE MODELS AUSTRALIA

PO BOX 604 Engadine, Sydney, NSW, Australia 2233.

Phone: 02 9520 9364 Fax: 02 9520 9364

Website: www.creativemodels.com.au - Forum: www.creativemodelsaustralia.com
sales@creativemodelsaustralia.com

JANUARY NEWSLETTER 2008

VOLUME: 1
ISSUE: 1
PAGE 6

GALLERY

FLAK 88

This part of the newsletter is where you can show us, and everyone else the models you have built, or are still building using our products.

We have allowed 1 column of text and space for 3 photos. We really want to see what you all are building, so please, send in your pics, and some details on the build, as well as what you have used.

It doesn't matter if the project is still being built or has been finished for some time. We are not limiting it to any genre, nor the amount of products you use. It can range from using a few decals to a full resin build and conversion and diorama etc. It just comes down to what you are building.

This diorama was built using all products distributed by CMA, apart from 2. This being the very well known, Tamiya Flakk 88 and the unnamed camouflaged netting available from Peter Bibby at South East Hobbies.

The base is the Flakk 88 emplacement from Great North Roads. These diorama's, bases, building and accessories are manufactured from Hydrocal plaster. They are beautifully detailed, easy to work with, paint, and detail.

The barbed wire and steel pickets comes from RMG Resins. This is THE most realistic barbed wire you will ever use. No more photoetching. It is manufactured as per the real thing, with a barb twisted in between 2 main lines.

The ammo is a mixture of the Tamiya supplied shells casings, and brass shells and casings from Armo.

Scale Laser Services supplies the laser cut wooden boxes and MG42. They are beautifully crafted, and some have some very fine laser embossed details, such as the Nazi eagle on the box lids.

The propaganda posters come from Peddinghaus Decals.

This was a very fun and quick build. The Flakk being built, painted and weathered in 4 hours.

The base took around 8 hours, mainly due to the drying time of the oil washes.

The jerry cans are from Tasca, and the rubbish pile a mixture of skewers, Artisania wood, RMG barbed wire, the above mentioned shell casings, and the Tamiya supplied crates.

This was my first serious attempt at figure painting. Using a mixture of Tamiya acrylics and oils, as well as using the very very small Tamiya jacket patch decals. I am pretty happy with how they turned out, and look forward to progressing my skills in this area that once scared me away from figures.

CREATIVE MODELS AUSTRALIA

PO BOX 604 Engadine, Sydney, NSW, Australia 2233.

Phone: 02 9520 9364 Fax: 02 9520 9364

Website: www.creativemodels.com.au - Forum: www.creativemodelsaustralia.com

sales@creativemodelsaustralia.com

JANUARY NEWSLETTER 2008

VOLUME: 1
ISSUE: 1
PAGE 7

GALLERY

